











Blue Devil Health Dashboard as of 09/24/2020

		District Other	OES 	OMS/BCA/NWLA 	OHS 	Totals	Trending
STAFF	# of current positive COVID19 cases	1	0	1	0	Total Staff Affected 11	NA
	# of close contact exposures in quarantine	0	2	2	1		
	# of symptomatic staff absent	0	1	2	1		
STUDENTS	# of current positive COVID19 cases	NA	0	0	0	Total Students Affected 72	NA
	# of close contact exposures in quarantine	NA	11	6	13		
	# of symptomatic students absent	NA	13	14	15		

***Updated on Tuesdays & Fridays

Learning Model : All buildings in person instruction







Blue Devil Health Dashboard as of 09/28/2020

		District Other	OES 	OMS/BCA/NWLA 	OHS 	Totals	Trending
STAFF	# of current positive COVID19 cases	2	0	2	2	Total Staff Affected 16	
	# of close contact exposures in quarantine	0	3	1	2		
	# of symptomatic staff absent	1	0	2	1		
STUDENTS	# of current positive COVID19 cases	NA	0	1	0	Total Students Affected 88	
	# of close contact exposures in quarantine	NA	14	5	31		
	# of symptomatic students absent	NA	9	17	12		

***Updated on Tuesdays & Fridays

Learning Model : All buildings in person instruction







Blue Devil Health Dashboard as of 10/2/2020

		District Other	OES 	OMS/BCA/NWLA 	OHS 	Totals	Trending
STAFF	# of current positive COVID19 cases	2	0	1	0	Total Staff Affected 18	
	# of close contact exposures in quarantine	1	7	1	2		
	# of symptomatic staff absent	1	1	2	0		
STUDENTS	# of current positive COVID19 cases	NA	2	1	2	Total Students Affected 109	
	# of close contact exposures in quarantine	NA	36	4	31		
	# of symptomatic students absent	NA	10	13	12		

***Updated on Tuesdays & Fridays

Learning Model : All buildings in person instruction







Blue Devil Health Dashboard as of 10/9/2020

		District Other	OES 	OMS/BCA/NWLA 	OHS 	Totals	Trending
STAFF	# of current positive COVID19 cases	0	1	0	0	Total Staff Affected 16	
	# of close contact exposures in quarantine	1	8	2	2		
	# of symptomatic staff absent	1	0	1	0		
STUDENTS	# of current positive COVID19 cases	NA	1	1	1	Total Students Affected 82	
	# of close contact exposures in quarantine	NA	40	3	22		
	# of symptomatic students absent	NA	4	8	5		

***Updated on Tuesdays & Fridays

Learning Model : Virtual







Blue Devil Health Dashboard as of 10/8/2020

		District Other	OES 	OMS/BCA/NWLA 	OHS 	Totals	Trending
STAFF	# of current positive COVID19 cases	0	1	0	0	Total Staff Affected 15	
	# of close contact exposures in quarantine	2	9	0	2		
	# of symptomatic staff absent	0	0	1	0		
STUDENTS	# of current positive COVID19 cases	NA	2	0	1	Total Students Affected 81	
	# of close contact exposures in quarantine	NA	45	1	21		
	# of symptomatic students absent	NA	4	4	4		

***Updated on Tuesdays & Fridays

Learning Model : Virtual







Blue Devil Health Dashboard as of 10/12/2020

		District Other	OES 	OMS/BCA/NWLA 	OHS 	Totals	Trending
STAFF	# of current positive COVID19 cases	0	1	0	0	Total Staff Affected 11	
	# of close contact exposures in quarantine	2	7	0	1		
	# of symptomatic staff absent	0	0	0	0		
STUDENTS	# of current positive COVID19 cases	NA	1	0	1	Total Students Affected 39	
	# of close contact exposures in quarantine	NA	31	2	1		
	# of symptomatic students absent	NA	0	0	1		

***Updated on Tuesdays & Fridays

Learning Model : Virtual







Blue Devil Health Dashboard as of 10/16/2020

		District Other	OES 	OMS/BCA/NWLA 	OHS 	Totals	Trending
STAFF	# of current positive COVID19 cases	0	0	0	0	Total Staff Affected 5	
	# of close contact exposures in quarantine	0	3	0	1		
	# of symptomatic staff absent	0	1	0	0		
STUDENTS	# of current positive COVID19 cases	NA	0	0	0	Total Students Affected 21	
	# of close contact exposures in quarantine	NA	15	3	1		
	# of symptomatic students absent	NA	0	1	1		

***Updated on Tuesdays & Fridays

Learning Model : Virtual






Blue Devil Health Dashboard as of 10/19/2020

		District Other	OES 	OMS/BCA/NWLA 	OHS 	Totals	Trending
STAFF	# of current positive COVID19 cases	0	0	0	0	Total Staff Affected 4	
	# of close contact exposures in quarantine	0	1	0	1		
	# of symptomatic staff absent	0	1	1	0		
STUDENTS	# of current positive COVID19 cases	NA	0	0	0	Total Students Affected 15	
	# of close contact exposures in quarantine	NA	5	4	5		
	# of symptomatic students absent	NA	0	0	1		

***Updated on Tuesdays & Fridays

Learning Model : Virtual







Blue Devil Health Dashboard as of 10/23/2020

		District Other	OES 	OMS/BCA/NWLA 	OHS 	Totals	Trending
STAFF	# of current positive COVID19 cases	0	0	0	0	Total Staff Affected 4	SAME
	# of close contact exposures in quarantine	0	0	0	0		
	# of symptomatic staff absent	2	1	1	0		
STUDENTS	# of current positive COVID19 cases	NA	1	0	0	Total Students Affected 9	
	# of close contact exposures in quarantine	NA	1	3	3		
	# of symptomatic students absent	NA	0	1	0		

***Updated on Tuesdays & Fridays

Learning Model : Virtual







Blue Devil Health Dashboard as of 10/26/2020

		District Other	OES 	OMS/BCA/NWLA 	OHS 	Totals	Trending
STAFF	# of current positive COVID19 cases	0	1	0	0	Total Staff Affected 7	
	# of close contact exposures in quarantine	1	3	0	0		
	# of symptomatic staff absent	1	0	1	0		
STUDENTS	# of current positive COVID19 cases	NA	0	0	1	Total Students Affected 24	
	# of close contact exposures in quarantine	NA	6	6	8		
	# of symptomatic students absent	NA	0	2	1		

***Updated on Tuesdays & Fridays

Learning Model : Virtual







Blue Devil Health Dashboard as of 10/30/2020

		District Other	OES 	OMS/BCA/NWLA 	OHS 	Totals	Trending
STAFF	# of current positive COVID19 cases	0	1	0	0	Total Staff Affected 5	
	# of close contact exposures in quarantine	1	1	0	0		
	# of symptomatic staff absent	2	0	0	0		
STUDENTS	# of current positive COVID19 cases	NA	1	1	1	Total Students Affected 35	
	# of close contact exposures in quarantine	NA	7	15	8		
	# of symptomatic students absent	NA	1	1	0		

***Updated on Tuesdays & Fridays

Learning Model : Virtual






Blue Devil Health Dashboard as of 11/03/2020

		District Other	OES 	OMS/BCA/NWLA 	OHS 	Totals	Trending
STAFF	# of current positive COVID19 cases	0	2	0	0	Total Staff Affected 8	
	# of close contact exposures in quarantine	1	4	0	0		
	# of symptomatic staff absent	0	1	0	0		
STUDENTS	# of current positive COVID19 cases	NA	2	3	3	Total Students Affected 46	
	# of close contact exposures in quarantine	NA	10	17	6		
	# of symptomatic students absent	NA	2	3	0		

***Updated on Tuesdays & Fridays

Learning Model : OES face/face OMS/OHS hybrid







Blue Devil Health Dashboard as of 11/06/2020

		District Other	OES 	OMS/BCA/NWLA 	OHS 	Totals	Trending
STAFF	# of current positive COVID19 cases	0	2	0	0	Total Staff Affected 7	
	# of close contact exposures in quarantine	0	1	1	0		
	# of symptomatic staff absent	0	2	0	1		
STUDENTS	# of current positive COVID19 cases	NA	2	2	3	Total Students Affected 46	SAME
	# of close contact exposures in quarantine	NA	12	11	9		
	# of symptomatic students absent	NA	4	1	2		

***Updated on Tuesdays & Fridays

Learning Model : OES face/face OMS/OHS hybrid







Blue Devil Health Dashboard as of 11/09/2020

		District Other	OES 	OMS/BCA/NWLA 	OHS 	Totals	Trending
STAFF	# of current positive COVID19 cases	0	1	0	0	Total Staff Affected 11	
	# of close contact exposures in quarantine	2	7	0	0		
	# of symptomatic staff absent	0	0	0	1		
STUDENTS	# of current positive COVID19 cases	NA	1	1	1	Total Students Affected 80	
	# of close contact exposures in quarantine	NA	38	8	16		
	# of symptomatic students absent	NA	7	4	4		

***Updated on Tuesdays & Fridays

Learning Model : OES face/face OMS/OHS hybrid







Blue Devil Health Dashboard as of 11/13/2020

		District Other	OES	OMS/BCA/NWLA	OHS	Totals	Trending
							
STAFF	# of current positive COVID19 cases	0	2	0	0	Total Staff Affected 17	
	# of close contact exposures in quarantine	3	12	0	0		
	# of symptomatic staff absent	0	0	0	1		
STUDENTS	# of current positive COVID19 cases	NA	2	1	2	Total Students Affected 97	
	# of close contact exposures in quarantine	NA	45	9	8		
	# of symptomatic students absent	NA	13	12	5		

***Updated on Tuesdays & Fridays

Learning Model : OES face/face OMS/OHS hybrid







Blue Devil Health Dashboard as of 11/17/2020

		District Other	OES 	OMS/BCA/NWLA 	OHS 	Totals	Trending
STAFF	# of current positive COVID19 cases	0	1	0	0	Total Staff Affected 20	
	# of close contact exposures in quarantine	4	12	0	0		
	# of symptomatic staff absent	0	3	0	0		
STUDENTS	# of current positive COVID19 cases	NA	2	0	0	Total Students Affected 93	
	# of close contact exposures in quarantine	NA	43	10	10		
	# of symptomatic students absent	NA	15	9	4		

***Updated on Tuesdays & Fridays

Learning Model : OES face/face OMS/OHS hybrid







Blue Devil Health Dashboard as of 11/20/2020

		District Other	OES 	OMS/BCA/NWLA 	OHS 	Totals	Trending
STAFF	# of current positive COVID19 cases	0	2	0	0	Total Staff Affected 17	
	# of close contact exposures in quarantine	3	9	0	1		
	# of symptomatic staff absent	0	2	0	0		
STUDENTS	# of current positive COVID19 cases	NA	1	0	1	Total Students Affected 81	
	# of close contact exposures in quarantine	NA	22	8	22		
	# of symptomatic students absent	NA	11	14	2		

***Updated on Tuesdays & Fridays

Learning Model : OES face/face OMS/OHS hybrid






Blue Devil Health Dashboard as of 12/4/2020

		District Other	OES 	OMS/BCA/NWLA 	OHS 	Totals	Trending
STAFF	# of current positive COVID19 cases	0	0	1	0	Total Staff Affected 9	
	# of close contact exposures in quarantine	1	2	2	1		
	# of symptomatic staff absent	0	0	1	1		
STUDENTS	# of current positive COVID19 cases	NA	1	0	0	Total Students Affected 31	
	# of close contact exposures in quarantine	NA	7	4	5		
	# of symptomatic students absent	NA	11	2	1		

***Updated on Tuesdays & Fridays

Learning Model : OES face/face OMS/OHS hybrid







Blue Devil Health Dashboard as of 12/8/2020

		District Other	OES 	OMS/BCA/NWLA 	OHS 	Totals	Trending
STAFF	# of current positive COVID19 cases	0	0	0	1	Total Staff Affected 9	SAME
	# of close contact exposures in quarantine	0	3	1	1		
	# of symptomatic staff absent	2	0	0	1		
STUDENTS	# of current positive COVID19 cases	NA	1	1	0	Total Students Affected 52	
	# of close contact exposures in quarantine	NA	25	5	7		
	# of symptomatic students absent	NA	7	5	1		

***Updated on Tuesdays & Fridays

Learning Model : OES face/face OMS/OHS hybrid







Blue Devil Health Dashboard as of 12/11/2020

		District Other	OES 	OMS/BCA/NWLA 	OHS 	Totals	Trending
STAFF	# of current positive COVID19 cases	0	0	0	1	Total Staff Affected 8	
	# of close contact exposures in quarantine	0	3	1	1		
	# of symptomatic staff absent	1	0	0	1		
STUDENTS	# of current positive COVID19 cases	NA	0	1	1	Total Students Affected 63	
	# of close contact exposures in quarantine	NA	21	7	14		
	# of symptomatic students absent	NA	10	6	3		

***Updated on Tuesdays & Fridays

Learning Model : OES face/face OMS/OHS hybrid







Blue Devil Health Dashboard as of 12/15/2020

		District Other	OES 	OMS/BCA/NWLA 	OHS 	Totals	Trending
STAFF	# of current positive COVID19 cases	0	0	0	0	Total Staff Affected 9	
	# of close contact exposures in quarantine	1	5	2	0		
	# of symptomatic staff absent	1	0	0	0		
STUDENTS	# of current positive COVID19 cases	NA	2	1	0	Total Students Affected 48	
	# of close contact exposures in quarantine	NA	23	7	4		
	# of symptomatic students absent	NA	4	6	1		

***Updated on Tuesdays & Fridays

Learning Model : OES face/face OMS/OHS hybrid







Blue Devil Health Dashboard as of 12/18/2020

		District Other	OES 	OMS/BCA/NWLA 	OHS 	Totals	Trending
STAFF	# of current positive COVID19 cases	0	0	0	0	Total Staff Affected 8	
	# of close contact exposures in quarantine	1	5	2	0		
	# of symptomatic staff absent	0	0	0	0		
STUDENTS	# of current positive COVID19 cases	NA	2	0	0	Total Students Affected 45	
	# of close contact exposures in quarantine	NA	19	7	3		
	# of symptomatic students absent	NA	10	2	2		

***Updated on Tuesdays & Fridays

Learning Model : OES face/face OMS/OHS hybrid







Blue Devil Health Dashboard as of 12/22/2020

		District Other	OES 	OMS/BCA/NWLA 	OHS 	Totals	Trending
STAFF	# of current positive COVID19 cases	0	0	0	0	Total Staff Affected 2	
	# of close contact exposures in quarantine	1	0	1	0		
	# of symptomatic staff absent	0	0	0	0		
STUDENTS	# of current positive COVID19 cases	NA	0	0	0	Total Students Affected 31	
	# of close contact exposures in quarantine	NA	19	4	1		
	# of symptomatic students absent	NA	4	1	2		

***Updated on Tuesdays & Fridays

Learning Model : OES face/face OMS/OHS hybrid







Blue Devil Health Dashboard as of 1/5/2021

		District Other	OES 	OMS/BCA/NWLA 	OHS 	Totals	Trending
STAFF	# of current positive COVID19 cases	0	0	0	0	Total Staff Affected 2	
	# of close contact exposures in quarantine	1	1	0	0		
	# of symptomatic staff absent	0	0	0	0		
STUDENTS	# of current positive COVID19 cases	NA	0	0	0	Total Students Affected 12	
	# of close contact exposures in quarantine	NA	3	3	0		
	# of symptomatic students absent	NA	3	1	2		

***Updated on Tuesdays & Fridays

Learning Model : OES face/face OMS/OHS hybrid







Blue Devil Health Dashboard as of 1/8/2021

		District Other	OES 	OMS/BCA/NWLA 	OHS 	Totals	Trending
STAFF	# of current positive COVID19 cases	0	1	0	0	Total Staff Affected 3	
	# of close contact exposures in quarantine	1	1	0	0		
	# of symptomatic staff absent	0	0	0	0		
STUDENTS	# of current positive COVID19 cases	NA	0	1	0	Total Students Affected 8	
	# of close contact exposures in quarantine	NA	1	3	1		
	# of symptomatic students absent	NA	2	0	0		

***Updated on Tuesdays & Fridays

Learning Model : OES face/face OMS/OHS hybrid







Blue Devil Health Dashboard as of 1/12/2021

		District Other	OES 	OMS/BCA/NWLA 	OHS 	Totals	Trending
STAFF	# of current positive COVID19 cases	0	1	0	1	Total Staff Affected 9	
	# of close contact exposures in quarantine	1	0	0	3		
	# of symptomatic staff absent	0	1	2	0		
STUDENTS	# of current positive COVID19 cases	NA	0	1	0	Total Students Affected 9	
	# of close contact exposures in quarantine	NA	0	1	0		
	# of symptomatic students absent	NA	4	3	0		

***Updated on Tuesdays & Fridays

Learning Model : OES face/face OMS/OHS hybrid







Blue Devil Health Dashboard as of 1/15/2021

		District Other	OES 	OMS/BCA/NWLA 	OHS 	Totals	Trending
STAFF	# of current positive COVID19 cases	0	0	0	2	Total Staff Affected 4	
	# of close contact exposures in quarantine	0	0	0	2		
	# of symptomatic staff absent	0	0	0	0		
STUDENTS	# of current positive COVID19 cases	NA	0	0	0	Total Students Affected 7	
	# of close contact exposures in quarantine	NA	0	3	0		
	# of symptomatic students absent	NA	2	2	0		

***Updated on Tuesdays & Fridays

Learning Model : OES face/face OMS/OHS hybrid







Blue Devil Health Dashboard as of 1/19/2021

		District Other	OES 	OMS/BCA/NWLA 	OHS 	Totals	Trending
STAFF	# of current positive COVID19 cases	0	0	0	1	Total Staff Affected 2	
	# of close contact exposures in quarantine	0	0	0	0		
	# of symptomatic staff absent	0	0	1	0		
STUDENTS	# of current positive COVID19 cases	NA	0	0	0	Total Students Affected 10	
	# of close contact exposures in quarantine	NA	2	2	1		
	# of symptomatic students absent	NA	5	0	0		

***Updated on Tuesdays & Fridays

Learning Model : OES face/face OMS/OHS hybrid







Blue Devil Health Dashboard as of 1/22/2021

		District Other	OES 	OMS/BCA/NWLA 	OHS 	Totals	Trending
STAFF	# of current positive COVID19 cases	0	0	0	0	Total Staff Affected 3	
	# of close contact exposures in quarantine	1	0	1	0		
	# of symptomatic staff absent	0	1	0	0		
STUDENTS	# of current positive COVID19 cases	NA	0	0	0	Total Students Affected 13	
	# of close contact exposures in quarantine	NA	2	3	0		
	# of symptomatic students absent	NA	6	2	0		

***Updated on Tuesdays & Fridays

Learning Model : OES face/face OMS/OHS hybrid







Blue Devil Health Dashboard as of 1/26/2021

		District Other	OES 	OMS/BCA/NWLA 	OHS 	Totals	Trending
STAFF	# of current positive COVID19 cases	0	0	0	0	Total Staff Affected 2	
	# of close contact exposures in quarantine	1	0	1	0		
	# of symptomatic staff absent	0	0	0	0		
STUDENTS	# of current positive COVID19 cases	NA	0	0	0	Total Students Affected 10	
	# of close contact exposures in quarantine	NA	2	1	1		
	# of symptomatic students absent	NA	5	1	0		

***Updated on Tuesdays & Fridays

Learning Model : OES face/face OMS/OHS hybrid






Blue Devil Health Dashboard as of 2/2/2021

		District Other	OES 	OMS/BCA/NWLA 	OHS 	Totals	Trending
STAFF	# of current positive COVID19 cases	0	0	0	0	Total Staff Affected 1	
	# of close contact exposures in quarantine	1	0	0	0		
	# of symptomatic staff absent	0	0	0	0		
STUDENTS	# of current positive COVID19 cases	NA	0	0	0	Total Students Affected 16	
	# of close contact exposures in quarantine	NA	2	5	1		
	# of symptomatic students absent	NA	4	3	1		

***Updated on Tuesdays & Fridays

Learning Model : In Person PK-12







Blue Devil Health Dashboard as of 2/5/2021

		District Other	OES 	OMS/BCA/NWLA 	OHS 	Totals	Trending
STAFF	# of current positive COVID19 cases	0	0	0	0	Total Staff Affected 1	SAME
	# of close contact exposures in quarantine	0	0	0	0		
	# of symptomatic staff absent	0	1	0	0		
STUDENTS	# of current positive COVID19 cases	NA	0	0	0	Total Students Affected 14	
	# of close contact exposures in quarantine	NA	0	1	0		
	# of symptomatic students absent	NA	3	4	6		

***Updated on Tuesdays & Fridays

Learning Model : In Person PK-12 (5 days a week)







Blue Devil Health Dashboard as of 2/9/2021

		District Other	OES 	OMS/BCA/NWLA 	OHS 	Totals	Trending
STAFF	# of current positive COVID19 cases	0	0	0	0	Total Staff Affected 0	
	# of close contact exposures in quarantine	0	0	0	0		
	# of symptomatic staff absent	0	0	0	0		
STUDENTS	# of current positive COVID19 cases	NA	0	0	0	Total Students Affected 16	
	# of close contact exposures in quarantine	NA	0	1	0		
	# of symptomatic students absent	NA	8	4	3		

***Updated on Tuesdays & Fridays

Learning Model : In Person PK-12 (5 days a week)






Blue Devil Health Dashboard as of 2/12/2021

		District Other	OES 	OMS/BCA/NWLA 	OHS 	Totals	Trending
STAFF	# of current positive COVID19 cases	0	0	0	0	Total Staff Affected 2	
	# of close contact exposures in quarantine	0	0	0	1		
	# of symptomatic staff absent	1	0	0	0		
STUDENTS	# of current positive COVID19 cases	NA	1	0	1	Total Students Affected 36	
	# of close contact exposures in quarantine	NA	3	1	9		
	# of symptomatic students absent	NA	8	4	9		

***Updated on Tuesdays & Fridays

Learning Model : In Person PK-12 (5 days a week)







Blue Devil Health Dashboard as of 2/16/2021

		District Other	OES 	OMS/BCA/NWLA 	OHS 	Totals	Trending
STAFF	# of current positive COVID19 cases	0	0	0	0	Total Staff Affected 2	SAME
	# of close contact exposures in quarantine	0	0	0	2		
	# of symptomatic staff absent	0	0	0	0		
STUDENTS	# of current positive COVID19 cases	NA	1	0	4	Total Students Affected 80	
	# of close contact exposures in quarantine	NA	2	2	48		
	# of symptomatic students absent	NA	6	6	11		

***Updated on Tuesdays & Fridays

Learning Model : In Person PK-12 (5 days a week)






Blue Devil Health Dashboard as of 2/19/2021

		District Other	OES 	OMS/BCA/NWLA 	OHS 	Totals	Trending
STAFF	# of current positive COVID19 cases	0	0	0	0	Total Staff Affected 1	
	# of close contact exposures in quarantine	0	0	0	1		
	# of symptomatic staff absent	0	0	0	0		
STUDENTS	# of current positive COVID19 cases	NA	0	0	3	Total Students Affected 76	
	# of close contact exposures in quarantine	NA	2	3	46		
	# of symptomatic students absent	NA	6	7	9		

***Updated on Tuesdays & Fridays

Learning Model : In Person OES, OMS OHS- Virtual






Blue Devil Health Dashboard as of 2/23/2021

		District Other	OES 	OMS/BCA/NWLA 	OHS 	Totals	Trending
STAFF	# of current positive COVID19 cases	0	0	0	0	Total Staff Affected 1	SAME
	# of close contact exposures in quarantine	0	0	0	0		
	# of symptomatic staff absent	0	1	0	0		
STUDENTS	# of current positive COVID19 cases	NA	0	0	2	Total Students Affected 23	
	# of close contact exposures in quarantine	NA	2	3	2		
	# of symptomatic students absent	NA	8	6	0		

***Updated on Tuesdays & Fridays

Learning Model : In Person OES, OMS OHS- Virtual







Blue Devil Health Dashboard as of 2/26/2021

		District Other	OES 	OMS/BCA/NWLA 	OHS 	Totals	Trending
STAFF	# of current positive COVID19 cases	0	1	0	0	Total Staff Affected 1	SAME
	# of close contact exposures in quarantine	0	0	0	0		
	# of symptomatic staff absent	0	1	0	0		
STUDENTS	# of current positive COVID19 cases	NA	0	0	0	Total Students Affected 14	
	# of close contact exposures in quarantine	NA	2	2	3		
	# of symptomatic students absent	NA	3	4	0		

***Updated on Tuesdays & Fridays

Learning Model : In Person OES, OMS OHS- Virtual






Blue Devil Health Dashboard as of 3/2/2021

		District Other	OES 	OMS/BCA/NWLA 	OHS 	Totals	Trending
STAFF	# of current positive COVID19 cases	0	1	0	0	Total Staff Affected 4	
	# of close contact exposures in quarantine	0	3	0	0		
	# of symptomatic staff absent	0	0	0	0		
STUDENTS	# of current positive COVID19 cases	NA	1	0	1	Total Students Affected 25	
	# of close contact exposures in quarantine	NA	13	4	0		
	# of symptomatic students absent	NA	3	3	0		

***Updated on Tuesdays & Fridays

Learning Model : In Person OES, OMS OHS- Virtual







Blue Devil Health Dashboard as of 3/5/2021

		District Other	OES 	OMS/BCA/NWLA 	OHS 	Totals	Trending
STAFF	# of current positive COVID19 cases	0	0	0	0	Total Staff Affected 4	SAME
	# of close contact exposures in quarantine	0	4	0	0		
	# of symptomatic staff absent	0	0	0	0		
STUDENTS	# of current positive COVID19 cases	NA	1	0	1	Total Students Affected 24	
	# of close contact exposures in quarantine	NA	14	3	1		
	# of symptomatic students absent	NA	4	0	1		

***Updated on Tuesdays & Fridays

Learning Model : In Person OES, OMS OHS- Virtual






Blue Devil Health Dashboard as of 3/9/2021

		District Other	OES 	OMS/BCA/NWLA 	OHS 	Totals	Trending
STAFF	# of current positive COVID19 cases	0	0	0	0	Total Staff Affected 0	
	# of close contact exposures in quarantine	0	0	0	0		
	# of symptomatic staff absent	0	0	0	0		
STUDENTS	# of current positive COVID19 cases	NA	0	0	0	Total Students Affected 10	
	# of close contact exposures in quarantine	NA	3	1	1		
	# of symptomatic students absent	NA	3	2	0		

***Updated on Tuesdays & Fridays

Learning Model : In Person OES, OMS OHS- Virtual






Blue Devil Health Dashboard as of 3/12/2021

		District Other	OES 	OMS/BCA/NWLA 	OHS 	Totals	Trending
STAFF	# of current positive COVID19 cases	0	0	0	0	Total Staff Affected 0	SAME
	# of close contact exposures in quarantine	0	0	0	0		
	# of symptomatic staff absent	0	0	0	0		
STUDENTS	# of current positive COVID19 cases	NA	0	0	0	Total Students Affected 12	
	# of close contact exposures in quarantine	NA	1	1	1		
	# of symptomatic students absent	NA	7	1	1		

***Updated on Tuesdays & Fridays

Learning Model : In Person OES, OMS OHS- Virtual






Blue Devil Health Dashboard as of 3/23/2021

		District Other	OES 	OMS/BCA/NWLA 	OHS 	Totals	Trending
STAFF	# of current positive COVID19 cases	0	0	0	0	Total Staff Affected 0	SAME
	# of close contact exposures in quarantine	0	0	0	0		
	# of symptomatic staff absent	0	0	0	0		
STUDENTS	# of current positive COVID19 cases	NA	0	0	1	Total Students Affected 6	
	# of close contact exposures in quarantine	NA	2	1	0		
	# of symptomatic students absent	NA	2	0	0		

***Updated on Tuesdays & Fridays

Learning Model : In Person OES, OMS, OHS






Blue Devil Health Dashboard as of 3/26/2021

		District Other	OES 	OMS/BCA/NWLA 	OHS 	Totals	Trending
STAFF	# of current positive COVID19 cases	0	0	0	0	Total Staff Affected 0	SAME
	# of close contact exposures in quarantine	0	0	0	0		
	# of symptomatic staff absent	0	0	0	0		
STUDENTS	# of current positive COVID19 cases	NA	0	0	0	Total Students Affected 17	
	# of close contact exposures in quarantine	NA	2	2	0		
	# of symptomatic students absent	NA	7	1	5		

***Updated on Tuesdays & Fridays

Learning Model : In Person OES, OMS, OHS






Blue Devil Health Dashboard as of 3/29/2021

		District Other	OES 	OMS/BCA/NWLA 	OHS 	Totals	Trending
STAFF	# of current positive COVID19 cases	0	0	0	0	Total Staff Affected 0	SAME
	# of close contact exposures in quarantine	0	0	0	0		
	# of symptomatic staff absent	0	0	0	0		
STUDENTS	# of current positive COVID19 cases	NA	0	0	0	Total Students Affected 15	
	# of close contact exposures in quarantine	NA	1	0	0		
	# of symptomatic students absent	NA	2	5	7		

***Updated on Tuesdays & Fridays

Learning Model : In Person OES, OMS, OHS






Blue Devil Health Dashboard as of 4/1/2021

		District Other	OES 	OMS/BCA/NWLA 	OHS 	Totals	Trending
STAFF	# of current positive COVID19 cases	0	0	0	0	Total Staff Affected 0	SAME
	# of close contact exposures in quarantine	0	0	0	0		
	# of symptomatic staff absent	0	0	0	0		
STUDENTS	# of current positive COVID19 cases	NA	0	0	0	Total Students Affected 20	
	# of close contact exposures in quarantine	NA	1	0	0		
	# of symptomatic students absent	NA	7	5	7		

***Updated on Tuesdays & Fridays

Learning Model : In Person OES, OMS, OHS






Blue Devil Health Dashboard as of 4/6/2021

		District Other	OES 	OMS/BCA/NWLA 	OHS 	Totals	Trending
STAFF	# of current positive COVID19 cases	0	0	0	0	Total Staff Affected 0	SAME
	# of close contact exposures in quarantine	0	0	0	0		
	# of symptomatic staff absent	0	0	0	0		
STUDENTS	# of current positive COVID19 cases	NA	0	0	0	Total Students Affected 16	
	# of close contact exposures in quarantine	NA	0	0	0		
	# of symptomatic students absent	NA	10	2	4		

***Updated on Tuesdays & Fridays

Learning Model : In Person OES, OMS, OHS







Blue Devil Health Dashboard as of 4/9/2021

		District Other	OES 	OMS/BCA/NWLA 	OHS 	Totals	Trending
STAFF	# of current positive COVID19 cases	0	0	0	0	Total Staff Affected 0	SAME
	# of close contact exposures in quarantine	0	0	0	0		
	# of symptomatic staff absent	0	0	0	0		
STUDENTS	# of current positive COVID19 cases	NA	0	0	0	Total Students Affected 22	
	# of close contact exposures in quarantine	NA	0	0	0		
	# of symptomatic students absent	NA	12	5	5		

***Updated on Tuesdays & Fridays

Learning Model : In Person OES, OMS, OHS







Blue Devil Health Dashboard as of 4/13/2021

		District Other	OES 	OMS/BCA/NWLA 	OHS 	Totals	Trending
STAFF	# of current positive COVID19 cases	0	0	0	0	Total Staff Affected 1	
	# of close contact exposures in quarantine	0	0	0	0		
	# of symptomatic staff absent	0	0	1	0		
STUDENTS	# of current positive COVID19 cases	NA	0	0	0	Total Students Affected 17	
	# of close contact exposures in quarantine	NA	0	0	0		
	# of symptomatic students absent	NA	5	6	6		

***Updated on Tuesdays & Fridays

Learning Model : In Person OES, OMS, OHS






Blue Devil Health Dashboard as of 4/15/2021

		District Other	OES 	OMS/BCA/NWLA 	OHS 	Totals	Trending
STAFF	# of current positive COVID19 cases	0	0	0	0	Total Staff Affected 0	
	# of close contact exposures in quarantine	0	0	0	0		
	# of symptomatic staff absent	0	0	0	0		
STUDENTS	# of current positive COVID19 cases	NA	0	1	1	Total Students Affected 58	
	# of close contact exposures in quarantine	NA	2	21	10		
	# of symptomatic students absent	NA	12	5	6		

***Updated on Tuesdays & Fridays

Learning Model : In Person OES, OMS, OHS






Blue Devil Health Dashboard as of 4/20/2021

		District Other	OES 	OMS/BCA/NWLA 	OHS 	Totals	Trending
STAFF	# of current positive COVID19 cases	0	0	0	0	Total Staff Affected 0	SAME
	# of close contact exposures in quarantine	0	0	0	0		
	# of symptomatic staff absent	0	0	0	0		
STUDENTS	# of current positive COVID19 cases	NA	0	1	0	Total Students Affected 35	
	# of close contact exposures in quarantine	NA	2	18	0		
	# of symptomatic students absent	NA	3	4	7		

***Updated on Tuesdays & Fridays

Learning Model : In Person OES, OMS, OHS






Blue Devil Health Dashboard as of 4/22/2021

		District Other	OES 	OMS/BCA/NWLA 	OHS 	Totals	Trending
STAFF	# of current positive COVID19 cases	0	0	0	0	Total Staff Affected 0	SAME
	# of close contact exposures in quarantine	0	0	0	0		
	# of symptomatic staff absent	0	0	0	0		
STUDENTS	# of current positive COVID19 cases	NA	0	0	0	Total Students Affected 38	
	# of close contact exposures in quarantine	NA	2	18	0		
	# of symptomatic students absent	NA	7	4	7		

***Updated on Tuesdays & Fridays

Learning Model : In Person OES, OMS, OHS







Blue Devil Health Dashboard as of 4/27/2021

		District Other	OES 	OMS/BCA/NWLA 	OHS 	Totals	Trending
STAFF	# of current positive COVID19 cases	0	0	0	0	Total Staff Affected 0	SAME
	# of close contact exposures in quarantine	0	0	0	0		
	# of symptomatic staff absent	0	0	0	0		
STUDENTS	# of current positive COVID19 cases	NA	0	0	0	Total Students Affected 14	
	# of close contact exposures in quarantine	NA	2	0	0		
	# of symptomatic students absent	NA	9	2	1		

***Updated on Tuesdays & Fridays

Learning Model : In Person OES, OMS, OHS






Blue Devil Health Dashboard as of 4/30/2021

		District Other	OES 	OMS/BCA/NWLA 	OHS 	Totals	Trending
STAFF	# of current positive COVID19 cases	0	0	0	0	Total Staff Affected 1	
	# of close contact exposures in quarantine	0	0	0	0		
	# of symptomatic staff absent	0	0	1	0		
STUDENTS	# of current positive COVID19 cases	NA	0	0	0	Total Students Affected 13	
	# of close contact exposures in quarantine	NA	2	0	2		
	# of symptomatic students absent	NA	6	2	1		

***Updated on Tuesdays & Fridays

Learning Model : In Person OES, OMS, OHS






Blue Devil Health Dashboard as of 5/4/2021

		District Other	OES 	OMS/BCA/NWLA 	OHS 	Totals	Trending
STAFF	# of current positive COVID19 cases	0	0	0	0	Total Staff Affected 0	
	# of close contact exposures in quarantine	0	0	0	0		
	# of symptomatic staff absent	0	0	0	0		
STUDENTS	# of current positive COVID19 cases	NA	0	0	1	Total Students Affected 13	SAME
	# of close contact exposures in quarantine	NA	0	2	4		
	# of symptomatic students absent	NA	3	2	1		

***Updated on Tuesdays & Fridays

Learning Model : In Person OES, OMS, OHS






Blue Devil Health Dashboard as of 5/6/2021

		District Other	OES 	OMS/BCA/NWLA 	OHS 	Totals	Trending
STAFF	# of current positive COVID19 cases	0	0	0	0	Total Staff Affected 0	SAME
	# of close contact exposures in quarantine	0	0	0	0		
	# of symptomatic staff absent	0	0	0	0		
STUDENTS	# of current positive COVID19 cases	NA	0	0	1	Total Students Affected 14	
	# of close contact exposures in quarantine	NA	0	2	1		
	# of symptomatic students absent	NA	4	4	2		

***Updated on Tuesdays & Fridays

Learning Model : In Person OES, OMS, OHS





Blue Devil Health Dashboard as of 5/11/2021

		District Other	OES 	OMS/BCA/NWLA 	OHS 	Totals	Trending
STAFF	# of current positive COVID19 cases	0	0	0	0	Total Staff Affected 0	SAME
	# of close contact exposures in quarantine	0	0	0	0		
	# of symptomatic staff absent	0	0	0	0		
STUDENTS	# of current positive COVID19 cases	NA	0	1	0	Total Students Affected 13	
	# of close contact exposures in quarantine	NA	1	1	1		
	# of symptomatic students absent	NA	3	3	3		

***Updated on Tuesdays & Fridays

Learning Model : In Person OES, OMS, OHS






Blue Devil Health Dashboard as of 5/13/2021

		District Other	OES 	OMS/BCA/NWLA 	OHS 	Totals	Trending
STAFF	# of current positive COVID19 cases	0	0	0	0	Total Staff Affected 0	SAME
	# of close contact exposures in quarantine	0	0	0	0		
	# of symptomatic staff absent	0	0	0	0		
STUDENTS	# of current positive COVID19 cases	NA	0	1	0	Total Students Affected 13	SAME
	# of close contact exposures in quarantine	NA	1	0	1		
	# of symptomatic students absent	NA	3	6	1		

***Updated on Tuesdays & Fridays

Learning Model : In Person OES, OMS, OHS






Blue Devil Health Dashboard as of 5/18/2021

		District Other	OES 	OMS/BCA/NWLA 	OHS 	Totals	Trending
STAFF	# of current positive COVID19 cases	0	0	0	0	Total Staff Affected 0	SAME
	# of close contact exposures in quarantine	0	0	0	0		
	# of symptomatic staff absent	0	0	0	0		
STUDENTS	# of current positive COVID19 cases	NA	0	0	0	Total Students Affected 17	
	# of close contact exposures in quarantine	NA	0	0	0		
	# of symptomatic students absent	NA	10	6	1		

***Updated on Tuesdays & Fridays

Learning Model : In Person OES, OMS, OHS






Blue Devil Health Dashboard as of 5/20/2021

		District Other	OES 	OMS/BCA/NWLA 	OHS 	Totals	Trending
STAFF	# of current positive COVID19 cases	0	0	0	0	Total Staff Affected 0	SAME
	# of close contact exposures in quarantine	0	0	0	0		
	# of symptomatic staff absent	0	0	0	0		
STUDENTS	# of current positive COVID19 cases	NA	0	0	0	Total Students Affected 13	
	# of close contact exposures in quarantine	NA	0	0	0		
	# of symptomatic students absent	NA	7	5	1		

***Updated on Tuesdays & Fridays

Learning Model : In Person OES, OMS, OHS

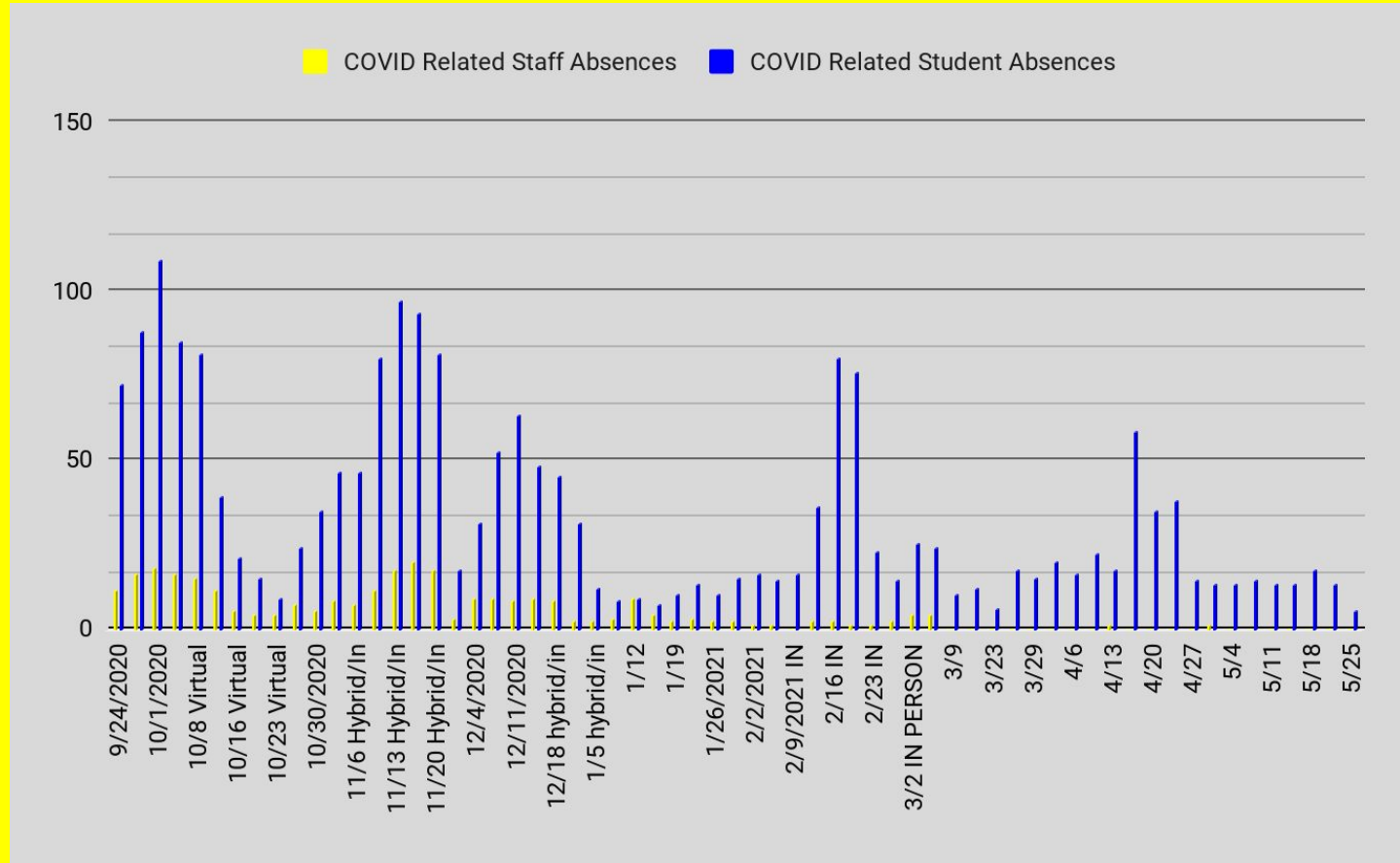
Blue Devil Health Dashboard as of 5/25/2021

		District Other	OES 	OMS/BCA/NWLA 	OHS 	Totals	Trending
STAFF	# of current positive COVID19 cases	0	0	0	0	Total Staff Affected 0	SAME
	# of close contact exposures in quarantine	0	0	0	0		
	# of symptomatic staff absent	0	0	0	0		
STUDENTS	# of current positive COVID19 cases	NA	0	0	0	Total Students Affected 5	
	# of close contact exposures in quarantine	NA	0	0	0		
	# of symptomatic students absent	NA	1	3	1		

***Updated on Tuesdays & Fridays

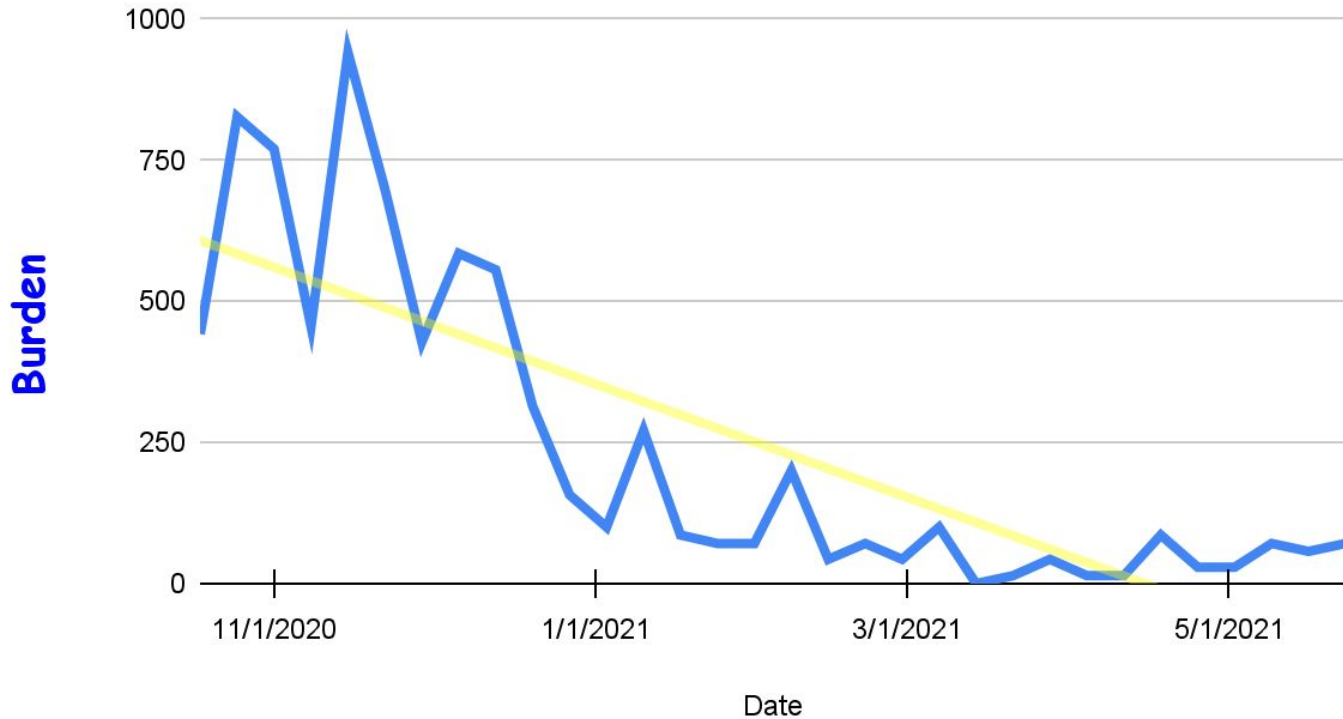
Learning Model : In Person OES, OMS, OHS

OUSD Staff/Students Bi-Weekly COVID Related Absences



OUSD Community COVID19 Burden Rate

OUSD Community COVID19 Burden Rate (7 day rate per 100,000 people)



DASHBOARD TERM	TERM DEFINED
Current Positive Cases	The specific number of active confirmed positive cases in a building or entity
Close Contact Exposures in Quarantine	The specific number of individuals that have been deemed a close contact to a positive case by the health department and nursing staff. The amount of time in quarantine (staying at home) is determined by health department recommendations.
Symptomatic Staff/Students Absent	The specific number of students and/or staff that are absent due to COVID related symptoms.
OUSD Community COVID19 Burden Rate	The 7 day rate of positive cases per 100,000 people that reside in the OUSD attendance area.