











# Blue Devil Health Dashboard as of 09/24/2020

		District Other	OES 	OMS/BCA/NWLA 	OHS 	Totals	Trending
<b>STAFF</b>	# of current positive COVID19 cases	1	0	1	0	<b>Total Staff Affected</b>  11	<b>NA</b>
	# of close contact exposures in quarantine	0	2	2	1		
	# of symptomatic staff absent	0	1	2	1		
<b>STUDENTS</b>	# of current positive COVID19 cases	NA	0	0	0	<b>Total Students Affected</b>  72	<b>NA</b>
	# of close contact exposures in quarantine	NA	11	6	13		
	# of symptomatic students absent	NA	13	14	15		

\*\*\*Updated on Tuesdays & Fridays

Learning Model : All buildings in person instruction








# Blue Devil Health Dashboard as of 09/28/2020

		District Other	OES 	OMS/BCA/NWLA 	OHS 	Totals	Trending
<b>STAFF</b>	# of current positive COVID19 cases	2	0	2	2	<b>Total Staff Affected</b> 16	
	# of close contact exposures in quarantine	0	3	1	2		
	# of symptomatic staff absent	1	0	2	1		
<b>STUDENTS</b>	# of current positive COVID19 cases	NA	0	1	0	<b>Total Students Affected</b> 88	
	# of close contact exposures in quarantine	NA	14	5	31		
	# of symptomatic students absent	NA	9	17	12		

\*\*\*Updated on Tuesdays & Fridays

Learning Model : All buildings in person instruction







# Blue Devil Health Dashboard as of 10/2/2020

		District Other	OES	OMS/BCA/NWLA	OHS	Totals	Trending
							
<b>STAFF</b>	# of current positive COVID19 cases	2	0	1	0	<b>Total Staff Affected</b> 18	
	# of close contact exposures in quarantine	1	7	1	2		
	# of symptomatic staff absent	1	1	2	0		
<b>STUDENTS</b>	# of current positive COVID19 cases	NA	2	1	2	<b>Total Students Affected</b> 109	
	# of close contact exposures in quarantine	NA	36	4	31		
	# of symptomatic students absent	NA	10	13	12		

\*\*\*Updated on Tuesdays & Fridays

Learning Model : All buildings in person instruction







# Blue Devil Health Dashboard as of 10/9/2020

		District Other	OES 	OMS/BCA/NWLA 	OHS 	Totals	Trending
<b>STAFF</b>	# of current positive COVID19 cases	0	1	0	0	<b>Total Staff Affected</b> 16	
	# of close contact exposures in quarantine	1	8	2	2		
	# of symptomatic staff absent	1	0	1	0		
<b>STUDENTS</b>	# of current positive COVID19 cases	NA	1	1	1	<b>Total Students Affected</b> 82	
	# of close contact exposures in quarantine	NA	40	3	22		
	# of symptomatic students absent	NA	4	8	5		

\*\*\*Updated on Tuesdays & Fridays

Learning Model : Virtual







# Blue Devil Health Dashboard as of 10/8/2020

		District Other	OES 	OMS/BCA/NWLA 	OHS 	Totals	Trending
<b>STAFF</b>	# of current positive COVID19 cases	0	1	0	0	<b>Total Staff Affected</b>  15	
	# of close contact exposures in quarantine	2	9	0	2		
	# of symptomatic staff absent	0	0	1	0		
<b>STUDENTS</b>	# of current positive COVID19 cases	NA	2	0	1	<b>Total Students Affected</b>  81	
	# of close contact exposures in quarantine	NA	45	1	21		
	# of symptomatic students absent	NA	4	4	4		

\*\*\*Updated on Tuesdays & Fridays

Learning Model : Virtual







# Blue Devil Health Dashboard as of 10/12/2020

		District Other	OES 	OMS/BCA/NWLA 	OHS 	Totals	Trending
<b>STAFF</b>	# of current positive COVID19 cases	0	1	0	0	<b>Total Staff Affected</b> 11	
	# of close contact exposures in quarantine	2	7	0	1		
	# of symptomatic staff absent	0	0	0	0		
<b>STUDENTS</b>	# of current positive COVID19 cases	NA	1	0	1	<b>Total Students Affected</b> 39	
	# of close contact exposures in quarantine	NA	31	2	1		
	# of symptomatic students absent	NA	0	0	1		

\*\*\*Updated on Tuesdays & Fridays

Learning Model : Virtual







# Blue Devil Health Dashboard as of 10/16/2020

		District Other	OES 	OMS/BCA/NWLA 	OHS 	Totals	Trending
<b>STAFF</b>	# of current positive COVID19 cases	0	0	0	0	<b>Total Staff Affected</b>  5	
	# of close contact exposures in quarantine	0	3	0	1		
	# of symptomatic staff absent	0	1	0	0		
<b>STUDENTS</b>	# of current positive COVID19 cases	NA	0	0	0	<b>Total Students Affected</b>  21	
	# of close contact exposures in quarantine	NA	15	3	1		
	# of symptomatic students absent	NA	0	1	1		

\*\*\*Updated on Tuesdays & Fridays

Learning Model : Virtual

# Blue Devil Health Dashboard as of 10/19/2020






		District Other	OES 	OMS/BCA/NWLA 	OHS 	Totals	Trending
<b>STAFF</b>	# of current positive COVID19 cases	0	0	0	0	<b>Total Staff Affected</b> 4	
	# of close contact exposures in quarantine	0	1	0	1		
	# of symptomatic staff absent	0	1	1	0		
<b>STUDENTS</b>	# of current positive COVID19 cases	NA	0	0	0	<b>Total Students Affected</b> 15	
	# of close contact exposures in quarantine	NA	5	4	5		
	# of symptomatic students absent	NA	0	0	1		

\*\*\*Updated on Tuesdays & Fridays

Learning Model : Virtual









# Blue Devil Health Dashboard as of 10/23/2020

		District Other	OES 	OMS/BCA/NWLA 	OHS 	Totals	Trending
<b>STAFF</b>	# of current positive COVID19 cases	0	0	0	0	<b>Total Staff Affected</b>  4	<b>SAME</b>
	# of close contact exposures in quarantine	0	0	0	0		
	# of symptomatic staff absent	2	1	1	0		
<b>STUDENTS</b>	# of current positive COVID19 cases	NA	1	0	0	<b>Total Students Affected</b>  9	
	# of close contact exposures in quarantine	NA	1	3	3		
	# of symptomatic students absent	NA	0	1	0		

\*\*\*Updated on Tuesdays & Fridays

Learning Model : Virtual







# Blue Devil Health Dashboard as of 10/26/2020

		District Other	OES 	OMS/BCA/NWLA 	OHS 	Totals	Trending
<b>STAFF</b>	# of current positive COVID19 cases	0	1	0	0	<b>Total Staff Affected</b>  7	
	# of close contact exposures in quarantine	1	3	0	0		
	# of symptomatic staff absent	1	0	1	0		
<b>STUDENTS</b>	# of current positive COVID19 cases	NA	0	0	1	<b>Total Students Affected</b>  24	
	# of close contact exposures in quarantine	NA	6	6	8		
	# of symptomatic students absent	NA	0	2	1		

\*\*\*Updated on Tuesdays & Fridays

Learning Model : Virtual







# Blue Devil Health Dashboard as of 10/30/2020

		District Other	OES 	OMS/BCA/NWLA 	OHS 	Totals	Trending
<b>STAFF</b>	# of current positive COVID19 cases	0	1	0	0	<b>Total Staff Affected</b>  5	
	# of close contact exposures in quarantine	1	1	0	0		
	# of symptomatic staff absent	2	0	0	0		
<b>STUDENTS</b>	# of current positive COVID19 cases	NA	1	1	1	<b>Total Students Affected</b>  35	
	# of close contact exposures in quarantine	NA	7	15	8		
	# of symptomatic students absent	NA	1	1	0		

\*\*\*Updated on Tuesdays & Fridays

Learning Model : Virtual






# Blue Devil Health Dashboard as of 11/03/2020

		District Other	OES 	OMS/BCA/NWLA 	OHS 	Totals	Trending
<b>STAFF</b>	# of current positive COVID19 cases	0	2	0	0	<b>Total Staff Affected</b>  8	
	# of close contact exposures in quarantine	1	4	0	0		
	# of symptomatic staff absent	0	1	0	0		
<b>STUDENTS</b>	# of current positive COVID19 cases	NA	2	3	3	<b>Total Students Affected</b>  46	
	# of close contact exposures in quarantine	NA	10	17	6		
	# of symptomatic students absent	NA	2	3	0		

\*\*\*Updated on Tuesdays & Fridays

Learning Model : OES face/face OMS/OHS hybrid







# Blue Devil Health Dashboard as of 11/06/2020

		District Other	OES 	OMS/BCA/NWLA 	OHS 	Totals	Trending
<b>STAFF</b>	# of current positive COVID19 cases	0	2	0	0	<b>Total Staff Affected</b>  7	
	# of close contact exposures in quarantine	0	1	1	0		
	# of symptomatic staff absent	0	2	0	1		
<b>STUDENTS</b>	# of current positive COVID19 cases	NA	2	2	3	<b>Total Students Affected</b>  46	<b>SAME</b>
	# of close contact exposures in quarantine	NA	12	11	9		
	# of symptomatic students absent	NA	4	1	2		

\*\*\*Updated on Tuesdays & Fridays

Learning Model : OES face/face OMS/OHS hybrid







# Blue Devil Health Dashboard as of 11/09/2020

		District Other	OES 	OMS/BCA/NWLA 	OHS 	Totals	Trending
<b>STAFF</b>	# of current positive COVID19 cases	0	1	0	0	<b>Total Staff Affected</b>  11	
	# of close contact exposures in quarantine	2	7	0	0		
	# of symptomatic staff absent	0	0	0	1		
<b>STUDENTS</b>	# of current positive COVID19 cases	NA	1	1	1	<b>Total Students Affected</b>  80	
	# of close contact exposures in quarantine	NA	38	8	16		
	# of symptomatic students absent	NA	7	4	4		

\*\*\*Updated on Tuesdays & Fridays

Learning Model : OES face/face OMS/OHS hybrid







# Blue Devil Health Dashboard as of 11/13/2020

		District Other	OES 	OMS/BCA/NWLA 	OHS 	Totals	Trending
<b>STAFF</b>	# of current positive COVID19 cases	0	2	0	0	<b>Total Staff Affected</b>  17	
	# of close contact exposures in quarantine	3	12	0	0		
	# of symptomatic staff absent	0	0	0	1		
<b>STUDENTS</b>	# of current positive COVID19 cases	NA	2	1	2	<b>Total Students Affected</b>  97	
	# of close contact exposures in quarantine	NA	45	9	8		
	# of symptomatic students absent	NA	13	12	5		

\*\*\*Updated on Tuesdays & Fridays

Learning Model : OES face/face OMS/OHS hybrid

# Blue Devil Health Dashboard as of 11/17/2020







		District Other	OES 	OMS/BCA/NWLA 	OHS 	Totals	Trending
<b>STAFF</b>	# of current positive COVID19 cases	0	1	0	0	<b>Total Staff Affected</b>  20	
	# of close contact exposures in quarantine	4	12	0	0		
	# of symptomatic staff absent	0	3	0	0		
<b>STUDENTS</b>	# of current positive COVID19 cases	NA	2	0	0	<b>Total Students Affected</b>  93	
	# of close contact exposures in quarantine	NA	43	10	10		
	# of symptomatic students absent	NA	15	9	4		

\*\*\*Updated on Tuesdays & Fridays

Learning Model : OES face/face OMS/OHS hybrid









# Blue Devil Health Dashboard as of 11/20/2020

		District Other	OES 	OMS/BCA/NWLA 	OHS 	Totals	Trending
<b>STAFF</b>	# of current positive COVID19 cases	0	2	0	0	<b>Total Staff Affected</b>  17	
	# of close contact exposures in quarantine	3	9	0	1		
	# of symptomatic staff absent	0	2	0	0		
<b>STUDENTS</b>	# of current positive COVID19 cases	NA	1	0	1	<b>Total Students Affected</b>  81	
	# of close contact exposures in quarantine	NA	22	8	22		
	# of symptomatic students absent	NA	11	14	2		

\*\*\*Updated on Tuesdays & Fridays

Learning Model : OES face/face OMS/OHS hybrid






# Blue Devil Health Dashboard as of 12/4/2020

		District Other	OES 	OMS/BCA/NWLA 	OHS 	Totals	Trending
<b>STAFF</b>	# of current positive COVID19 cases	0	0	1	0	<b>Total Staff Affected</b>  9	
	# of close contact exposures in quarantine	1	2	2	1		
	# of symptomatic staff absent	0	0	1	1		
<b>STUDENTS</b>	# of current positive COVID19 cases	NA	1	0	0	<b>Total Students Affected</b>  31	
	# of close contact exposures in quarantine	NA	7	4	5		
	# of symptomatic students absent	NA	11	2	1		

\*\*\*Updated on Tuesdays & Fridays

Learning Model : OES face/face OMS/OHS hybrid







# Blue Devil Health Dashboard as of 12/8/2020

		District Other	OES 	OMS/BCA/NWLA 	OHS 	Totals	Trending
<b>STAFF</b>	# of current positive COVID19 cases	0	0	0	1	Total Staff Affected  9	SAME
	# of close contact exposures in quarantine	0	3	1	1		
	# of symptomatic staff absent	2	0	0	1		
<b>STUDENTS</b>	# of current positive COVID19 cases	NA	1	1	0	Total Students Affected  52	
	# of close contact exposures in quarantine	NA	25	5	7		
	# of symptomatic students absent	NA	7	5	1		

\*\*\*Updated on Tuesdays & Fridays

Learning Model : OES face/face OMS/OHS hybrid







# Blue Devil Health Dashboard as of 12/11/2020

		District Other	OES 	OMS/BCA/NWLA 	OHS 	Totals	Trending
<b>STAFF</b>	# of current positive COVID19 cases	0	0	0	1	<b>Total Staff Affected</b>  8	
	# of close contact exposures in quarantine	0	3	1	1		
	# of symptomatic staff absent	1	0	0	1		
<b>STUDENTS</b>	# of current positive COVID19 cases	NA	0	1	1	<b>Total Students Affected</b>  63	
	# of close contact exposures in quarantine	NA	21	7	14		
	# of symptomatic students absent	NA	10	6	3		

\*\*\*Updated on Tuesdays & Fridays

Learning Model : OES face/face OMS/OHS hybrid







# Blue Devil Health Dashboard as of 12/15/2020

		District Other	OES 	OMS/BCA/NWLA 	OHS 	Totals	Trending
<b>STAFF</b>	# of current positive COVID19 cases	0	0	0	0	<b>Total Staff Affected</b> 9	
	# of close contact exposures in quarantine	1	5	2	0		
	# of symptomatic staff absent	1	0	0	0		
<b>STUDENTS</b>	# of current positive COVID19 cases	NA	2	1	0	<b>Total Students Affected</b> 48	
	# of close contact exposures in quarantine	NA	23	7	4		
	# of symptomatic students absent	NA	4	6	1		

\*\*\*Updated on Tuesdays & Fridays

Learning Model : OES face/face OMS/OHS hybrid







# Blue Devil Health Dashboard as of 12/18/2020

		District Other	OES 	OMS/BCA/NWLA 	OHS 	Totals	Trending
<b>STAFF</b>	# of current positive COVID19 cases	0	0	0	0	<b>Total Staff Affected</b>  8	
	# of close contact exposures in quarantine	1	5	2	0		
	# of symptomatic staff absent	0	0	0	0		
<b>STUDENTS</b>	# of current positive COVID19 cases	NA	2	0	0	<b>Total Students Affected</b>  45	
	# of close contact exposures in quarantine	NA	19	7	3		
	# of symptomatic students absent	NA	10	2	2		

\*\*\*Updated on Tuesdays & Fridays

Learning Model : OES face/face OMS/OHS hybrid







# Blue Devil Health Dashboard as of 12/22/2020

		District Other	OES 	OMS/BCA/NWLA 	OHS 	Totals	Trending
<b>STAFF</b>	# of current positive COVID19 cases	0	0	0	0	<b>Total Staff Affected</b>  2	
	# of close contact exposures in quarantine	1	0	1	0		
	# of symptomatic staff absent	0	0	0	0		
<b>STUDENTS</b>	# of current positive COVID19 cases	NA	0	0	0	<b>Total Students Affected</b>  31	
	# of close contact exposures in quarantine	NA	19	4	1		
	# of symptomatic students absent	NA	4	1	2		

\*\*\*Updated on Tuesdays & Fridays

Learning Model : OES face/face OMS/OHS hybrid

# Blue Devil Health Dashboard as of 1/5/2021







		District Other	OES 	OMS/BCA/NWLA 	OHS 	Totals	Trending
<b>STAFF</b>	# of current positive COVID19 cases	0	0	0	0	<b>Total Staff Affected</b>  2	
	# of close contact exposures in quarantine	1	1	0	0		
	# of symptomatic staff absent	0	0	0	0		
<b>STUDENTS</b>	# of current positive COVID19 cases	NA	0	0	0	<b>Total Students Affected</b>  12	
	# of close contact exposures in quarantine	NA	3	3	0		
	# of symptomatic students absent	NA	3	1	2		

\*\*\*Updated on Tuesdays & Fridays

Learning Model : OES face/face OMS/OHS hybrid









# Blue Devil Health Dashboard as of 1/8/2021

		District Other	OES 	OMS/BCA/NWLA 	OHS 	Totals	Trending
<b>STAFF</b>	# of current positive COVID19 cases	0	1	0	0	<b>Total Staff Affected</b>  3	
	# of close contact exposures in quarantine	1	1	0	0		
	# of symptomatic staff absent	0	0	0	0		
<b>STUDENTS</b>	# of current positive COVID19 cases	NA	0	1	0	<b>Total Students Affected</b>  8	
	# of close contact exposures in quarantine	NA	1	3	1		
	# of symptomatic students absent	NA	2	0	0		

\*\*\*Updated on Tuesdays & Fridays

Learning Model : OES face/face OMS/OHS hybrid

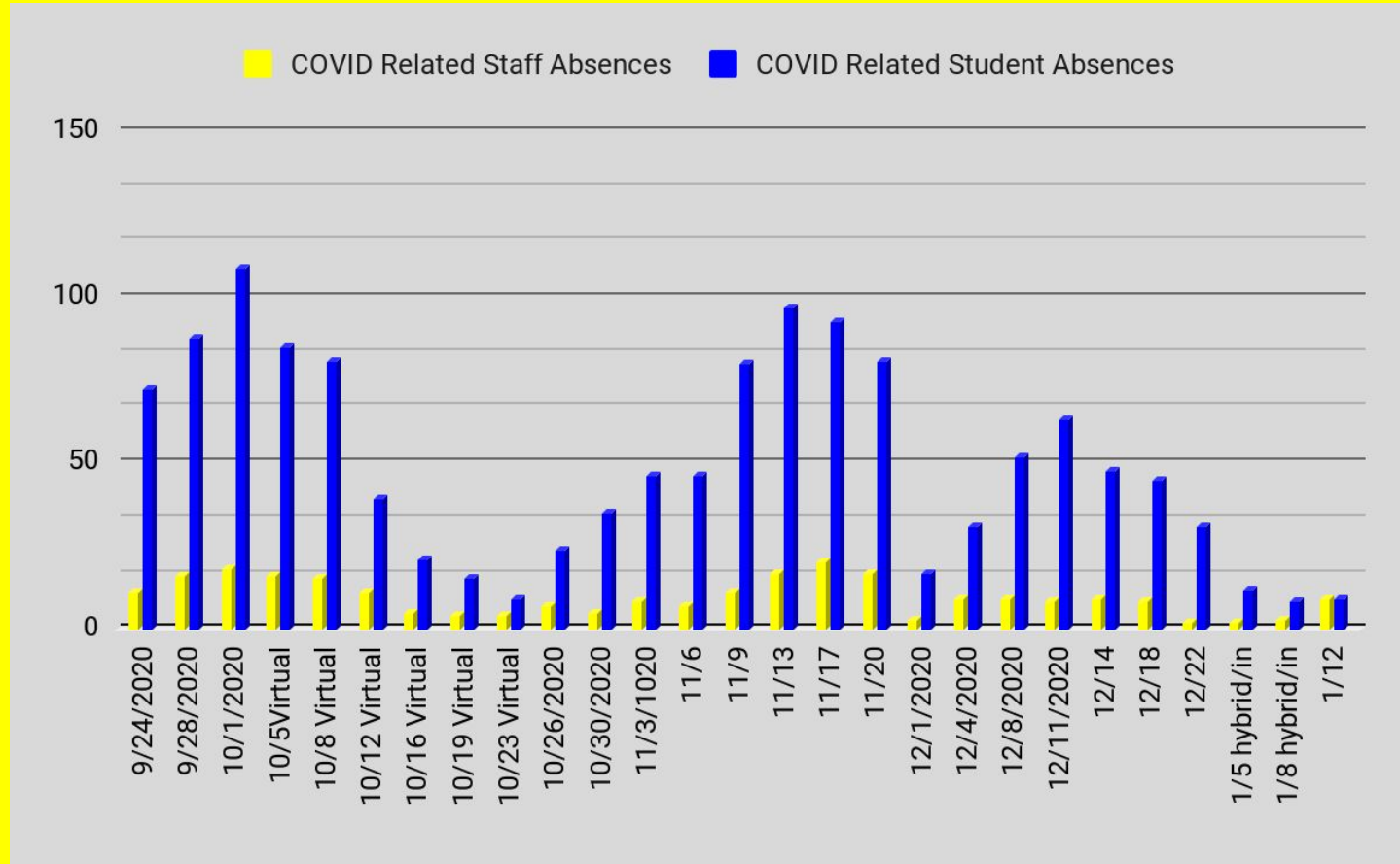
# Blue Devil Health Dashboard as of 1/12/2021

		District Other	OES 	OMS/BCA/NWLA 	OHS 	Totals	Trending
<b>STAFF</b>	# of current positive COVID19 cases	0	1	0	1	<b>Total Staff Affected</b> 9	
	# of close contact exposures in quarantine	1	0	0	3		
	# of symptomatic staff absent	0	1	2	0		
<b>STUDENTS</b>	# of current positive COVID19 cases	NA	0	1	0	<b>Total Students Affected</b> 9	
	# of close contact exposures in quarantine	NA	0	1	0		
	# of symptomatic students absent	NA	4	3	0		

\*\*\*Updated on Tuesdays & Fridays

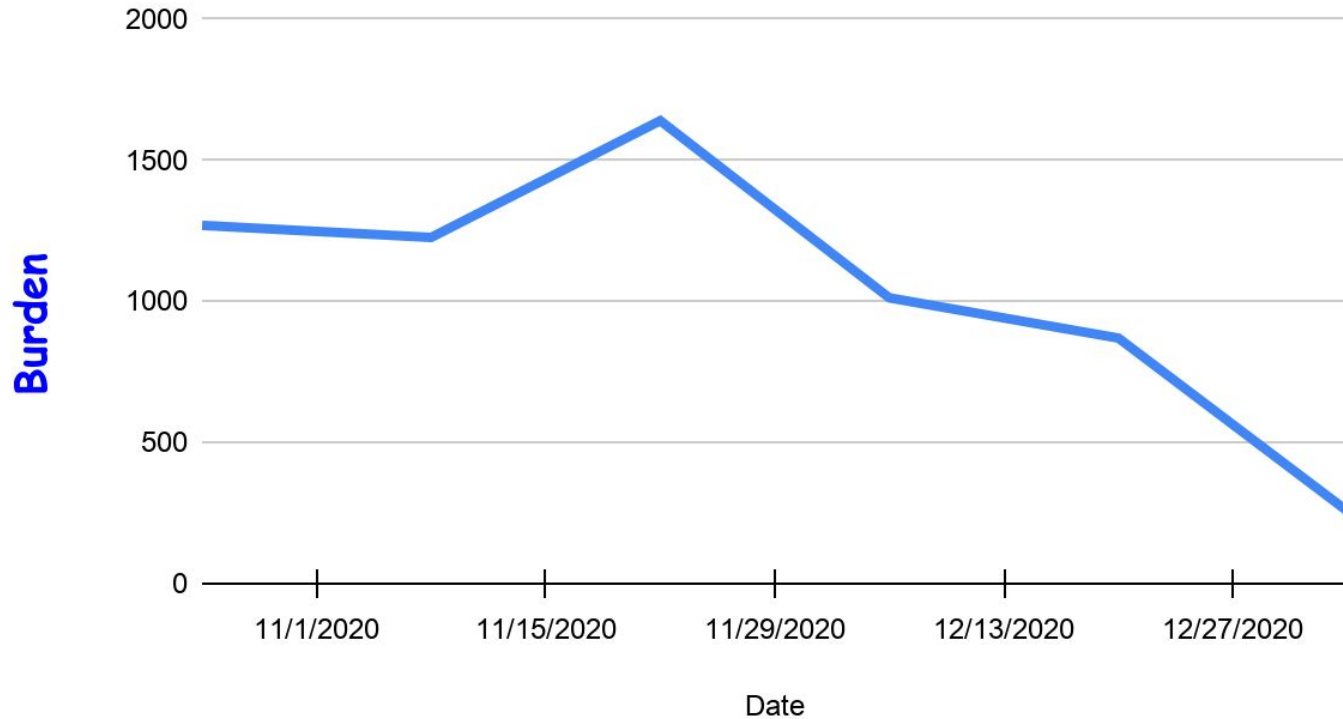
Learning Model : OES face/face OMS/OHS hybrid

# OUSD Staff/Students Bi-Weekly COVID Related Absences



# OUSD Community COVID19 Burden Rate

OUSD Community COVID19 Burden Rate (14 day rate per 100,000 people)



<b>DASHBOARD TERM</b>	<b>TERM DEFINED</b>
<b>Current Positive Cases</b>	<b>The specific number of active confirmed positive cases in a building or entity</b>
<b>Close Contact Exposures in Quarantine</b>	<b>The specific number of individuals that have been deemed a close contact to a positive case by the health department and nursing staff. The amount of time in quarantine (staying at home) is determined by health department recommendations.</b>
<b>Symptomatic Staff/Students Absent</b>	<b>The specific number of students and/or staff that are absent due to COVID related symptoms.</b>
<b>OUSD Community COVID19 Burden Rate</b>	<b>The 14 day rate of positive cases per 100,000 people that reside in the OUSD attendance area.</b>