











Blue Devil Health Dashboard as of 09/24/2020

		District Other	OES 	OMS/BCA/NWLA 	OHS 	Totals	Trending
STAFF	# of current positive COVID19 cases	1	0	1	0	Total Staff Affected 11	NA
	# of close contact exposures in quarantine	0	2	2	1		
	# of symptomatic staff absent	0	1	2	1		
STUDENTS	# of current positive COVID19 cases	NA	0	0	0	Total Students Affected 72	NA
	# of close contact exposures in quarantine	NA	11	6	13		
	# of symptomatic students absent	NA	13	14	15		

***Updated on Tuesdays & Fridays

Learning Model : All buildings in person instruction







Blue Devil Health Dashboard as of 09/28/2020

		District Other	OES 	OMS/BCA/NWLA 	OHS 	Totals	Trending
STAFF	# of current positive COVID19 cases	2	0	2	2	Total Staff Affected 16	
	# of close contact exposures in quarantine	0	3	1	2		
	# of symptomatic staff absent	1	0	2	1		
STUDENTS	# of current positive COVID19 cases	NA	0	1	0	Total Students Affected 88	
	# of close contact exposures in quarantine	NA	14	5	31		
	# of symptomatic students absent	NA	9	17	12		

***Updated on Tuesdays & Fridays

Learning Model : All buildings in person instruction

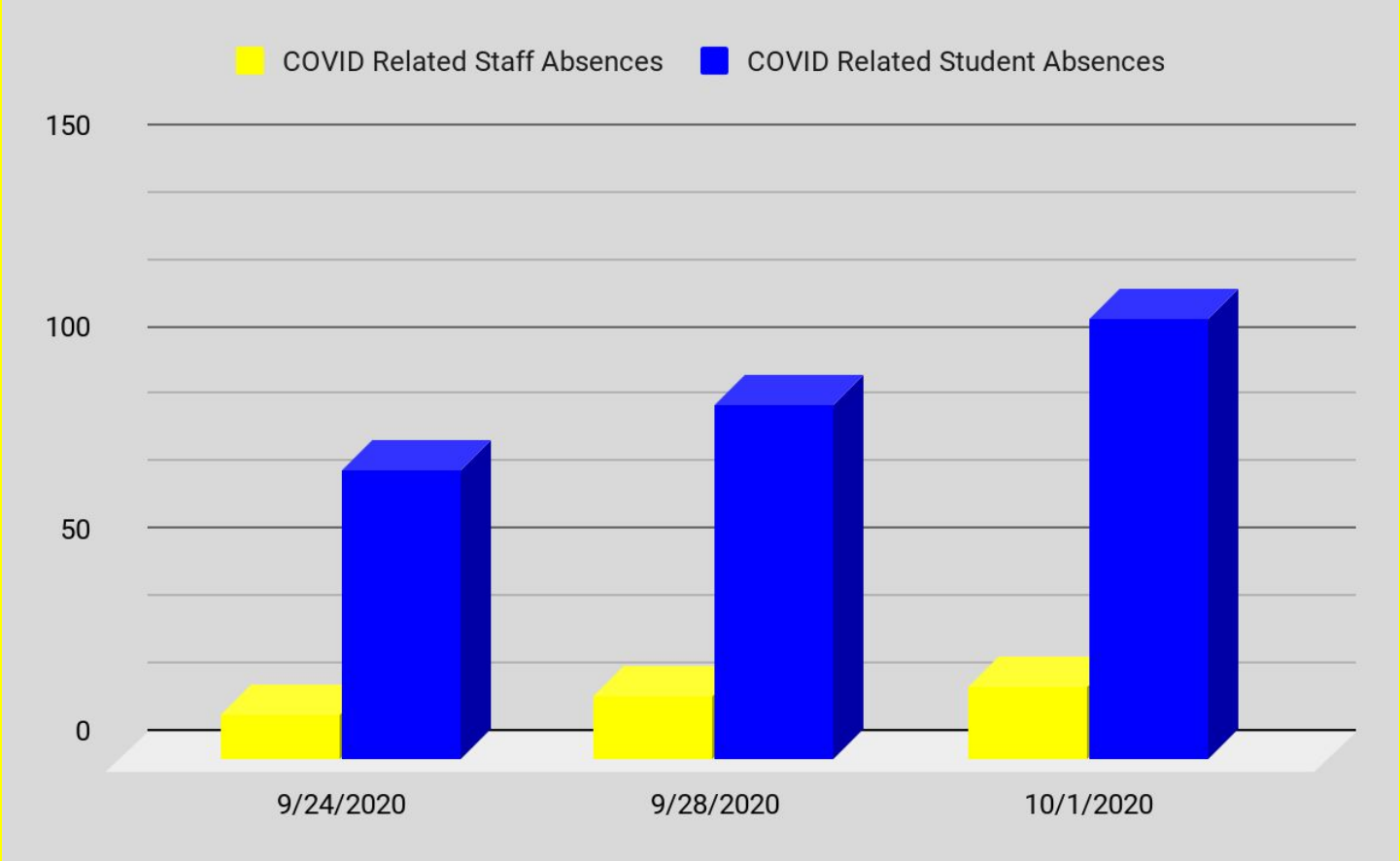
Blue Devil Health Dashboard as of 10/1/2020

		District Other	OES	OMS/BCA/NWLA	OHS	Totals	Trending
							
STAFF	# of current positive COVID19 cases	2	0	1	0	Total Staff Affected 18	
	# of close contact exposures in quarantine	1	7	1	2		
	# of symptomatic staff absent	1	1	2	0		
STUDENTS	# of current positive COVID19 cases	NA	2	1	2	Total Students Affected 109	
	# of close contact exposures in quarantine	NA	36	4	31		
	# of symptomatic students absent	NA	10	13	12		

***Updated on Tuesdays & Fridays

Learning Model : All buildings in person instruction

OUSD Staff/Students Bi-Weekly COVID Related Absences



Dashboard Defined



DASHBOARD TERM	TERM DEFINED
Current Positive Cases	The specific number of active confirmed positive cases in a building or entity
Close Contact Exposures in Quarantine	The specific number of individuals that have been deemed a close contact to a positive case by the health department and nursing staff. The amount of time in quarantine (staying at home) is determined by health department recommendations.
Symptomatic Staff/Students Absent	The specific number of students and/or staff that are absent due to COVID related symptoms.