











Blue Devil Health Dashboard as of 09/24/2020

		District Other	OES 	OMS/BCA/NWLA 	OHS 	Totals	Trending
STAFF	# of current positive COVID19 cases	1	0	1	0	Total Staff Affected 11	NA
	# of close contact exposures in quarantine	0	2	2	1		
	# of symptomatic staff absent	0	1	2	1		
STUDENTS	# of current positive COVID19 cases	NA	0	0	0	Total Students Affected 72	NA
	# of close contact exposures in quarantine	NA	11	6	13		
	# of symptomatic students absent	NA	13	14	15		

***Updated on Tuesdays & Fridays

Learning Model : All buildings in person instruction







Blue Devil Health Dashboard as of 09/28/2020

		District Other	OES 	OMS/BCA/NWLA 	OHS 	Totals	Trending
STAFF	# of current positive COVID19 cases	2	0	2	2	Total Staff Affected 16	
	# of close contact exposures in quarantine	0	3	1	2		
	# of symptomatic staff absent	1	0	2	1		
STUDENTS	# of current positive COVID19 cases	NA	0	1	0	Total Students Affected 88	
	# of close contact exposures in quarantine	NA	14	5	31		
	# of symptomatic students absent	NA	9	17	12		

***Updated on Tuesdays & Fridays

Learning Model : All buildings in person instruction







Blue Devil Health Dashboard as of 10/2/2020

		District Other	OES 	OMS/BCA/NWLA 	OHS 	Totals	Trending
STAFF	# of current positive COVID19 cases	2	0	1	0	Total Staff Affected 18	
	# of close contact exposures in quarantine	1	7	1	2		
	# of symptomatic staff absent	1	1	2	0		
STUDENTS	# of current positive COVID19 cases	NA	2	1	2	Total Students Affected 109	
	# of close contact exposures in quarantine	NA	36	4	31		
	# of symptomatic students absent	NA	10	13	12		

***Updated on Tuesdays & Fridays

Learning Model : All buildings in person instruction







Blue Devil Health Dashboard as of 10/9/2020

		District Other	OES 	OMS/BCA/NWLA 	OHS 	Totals	Trending
STAFF	# of current positive COVID19 cases	0	1	0	0	Total Staff Affected 16	
	# of close contact exposures in quarantine	1	8	2	2		
	# of symptomatic staff absent	1	0	1	0		
STUDENTS	# of current positive COVID19 cases	NA	1	1	1	Total Students Affected 82	
	# of close contact exposures in quarantine	NA	40	3	22		
	# of symptomatic students absent	NA	4	8	5		

***Updated on Tuesdays & Fridays

Learning Model : Virtual







Blue Devil Health Dashboard as of 10/8/2020

		District Other	OES 	OMS/BCA/NWLA 	OHS 	Totals	Trending
STAFF	# of current positive COVID19 cases	0	1	0	0	Total Staff Affected 15	
	# of close contact exposures in quarantine	2	9	0	2		
	# of symptomatic staff absent	0	0	1	0		
STUDENTS	# of current positive COVID19 cases	NA	2	0	1	Total Students Affected 81	
	# of close contact exposures in quarantine	NA	45	1	21		
	# of symptomatic students absent	NA	4	4	4		

***Updated on Tuesdays & Fridays

Learning Model : Virtual







Blue Devil Health Dashboard as of 10/12/2020

		District Other	OES 	OMS/BCA/NWLA 	OHS 	Totals	Trending
STAFF	# of current positive COVID19 cases	0	1	0	0	Total Staff Affected 11	
	# of close contact exposures in quarantine	2	7	0	1		
	# of symptomatic staff absent	0	0	0	0		
STUDENTS	# of current positive COVID19 cases	NA	1	0	1	Total Students Affected 39	
	# of close contact exposures in quarantine	NA	31	2	1		
	# of symptomatic students absent	NA	0	0	1		

***Updated on Tuesdays & Fridays

Learning Model : Virtual







Blue Devil Health Dashboard as of 10/16/2020

		District Other	OES 	OMS/BCA/NWLA 	OHS 	Totals	Trending
STAFF	# of current positive COVID19 cases	0	0	0	0	Total Staff Affected 5	
	# of close contact exposures in quarantine	0	3	0	1		
	# of symptomatic staff absent	0	1	0	0		
STUDENTS	# of current positive COVID19 cases	NA	0	0	0	Total Students Affected 21	
	# of close contact exposures in quarantine	NA	15	3	1		
	# of symptomatic students absent	NA	0	1	1		

***Updated on Tuesdays & Fridays

Learning Model : Virtual






Blue Devil Health Dashboard as of 10/19/2020

		District Other	OES 	OMS/BCA/NWLA 	OHS 	Totals	Trending
STAFF	# of current positive COVID19 cases	0	0	0	0	Total Staff Affected 4	
	# of close contact exposures in quarantine	0	1	0	1		
	# of symptomatic staff absent	0	1	1	0		
STUDENTS	# of current positive COVID19 cases	NA	0	0	0	Total Students Affected 15	
	# of close contact exposures in quarantine	NA	5	4	5		
	# of symptomatic students absent	NA	0	0	1		

***Updated on Tuesdays & Fridays

Learning Model : Virtual







Blue Devil Health Dashboard as of 10/23/2020

		District Other	OES 	OMS/BCA/NWLA 	OHS 	Totals	Trending
STAFF	# of current positive COVID19 cases	0	0	0	0	Total Staff Affected 4	SAME
	# of close contact exposures in quarantine	0	0	0	0		
	# of symptomatic staff absent	2	1	1	0		
STUDENTS	# of current positive COVID19 cases	NA	1	0	0	Total Students Affected 9	
	# of close contact exposures in quarantine	NA	1	3	3		
	# of symptomatic students absent	NA	0	1	0		

***Updated on Tuesdays & Fridays

Learning Model : Virtual







Blue Devil Health Dashboard as of 10/26/2020

		District Other	OES 	OMS/BCA/NWLA 	OHS 	Totals	Trending
STAFF	# of current positive COVID19 cases	0	1	0	0	Total Staff Affected 7	
	# of close contact exposures in quarantine	1	3	0	0		
	# of symptomatic staff absent	1	0	1	0		
STUDENTS	# of current positive COVID19 cases	NA	0	0	1	Total Students Affected 24	
	# of close contact exposures in quarantine	NA	6	6	8		
	# of symptomatic students absent	NA	0	2	1		

***Updated on Tuesdays & Fridays

Learning Model : Virtual







Blue Devil Health Dashboard as of 10/30/2020

		District Other	OES 	OMS/BCA/NWLA 	OHS 	Totals	Trending
STAFF	# of current positive COVID19 cases	0	1	0	0	Total Staff Affected 5	
	# of close contact exposures in quarantine	1	1	0	0		
	# of symptomatic staff absent	2	0	0	0		
STUDENTS	# of current positive COVID19 cases	NA	1	1	1	Total Students Affected 35	
	# of close contact exposures in quarantine	NA	7	15	8		
	# of symptomatic students absent	NA	1	1	0		

***Updated on Tuesdays & Fridays

Learning Model : Virtual






Blue Devil Health Dashboard as of 11/03/2020

		District Other	OES 	OMS/BCA/NWLA 	OHS 	Totals	Trending
STAFF	# of current positive COVID19 cases	0	2	0	0	Total Staff Affected 8	
	# of close contact exposures in quarantine	1	4	0	0		
	# of symptomatic staff absent	0	1	0	0		
STUDENTS	# of current positive COVID19 cases	NA	2	3	3	Total Students Affected 46	
	# of close contact exposures in quarantine	NA	10	17	6		
	# of symptomatic students absent	NA	2	3	0		

***Updated on Tuesdays & Fridays

Learning Model : OES face/face OMS/OHS hybrid







Blue Devil Health Dashboard as of 11/06/2020

		District Other	OES 	OMS/BCA/NWLA 	OHS 	Totals	Trending
STAFF	# of current positive COVID19 cases	0	2	0	0	Total Staff Affected 7	
	# of close contact exposures in quarantine	0	1	1	0		
	# of symptomatic staff absent	0	2	0	1		
STUDENTS	# of current positive COVID19 cases	NA	2	2	3	Total Students Affected 46	SAME
	# of close contact exposures in quarantine	NA	12	11	9		
	# of symptomatic students absent	NA	4	1	2		

***Updated on Tuesdays & Fridays

Learning Model : OES face/face OMS/OHS hybrid







Blue Devil Health Dashboard as of 11/09/2020

		District Other	OES 	OMS/BCA/NWLA 	OHS 	Totals	Trending
STAFF	# of current positive COVID19 cases	0	1	0	0	Total Staff Affected 11	
	# of close contact exposures in quarantine	2	7	0	0		
	# of symptomatic staff absent	0	0	0	1		
STUDENTS	# of current positive COVID19 cases	NA	1	1	1	Total Students Affected 80	
	# of close contact exposures in quarantine	NA	38	8	16		
	# of symptomatic students absent	NA	7	4	4		

***Updated on Tuesdays & Fridays

Learning Model : OES face/face OMS/OHS hybrid







Blue Devil Health Dashboard as of 11/13/2020

		District Other	OES	OMS/BCA/NWLA	OHS	Totals	Trending
							
STAFF	# of current positive COVID19 cases	0	2	0	0	Total Staff Affected 17	
	# of close contact exposures in quarantine	3	12	0	0		
	# of symptomatic staff absent	0	0	0	1		
STUDENTS	# of current positive COVID19 cases	NA	2	1	2	Total Students Affected 97	
	# of close contact exposures in quarantine	NA	45	9	8		
	# of symptomatic students absent	NA	13	12	5		

***Updated on Tuesdays & Fridays

Learning Model : OES face/face OMS/OHS hybrid







Blue Devil Health Dashboard as of 11/17/2020

		District Other	OES 	OMS/BCA/NWLA 	OHS 	Totals	Trending
STAFF	# of current positive COVID19 cases	0	1	0	0	Total Staff Affected 20	
	# of close contact exposures in quarantine	4	12	0	0		
	# of symptomatic staff absent	0	3	0	0		
STUDENTS	# of current positive COVID19 cases	NA	2	0	0	Total Students Affected 93	
	# of close contact exposures in quarantine	NA	43	10	10		
	# of symptomatic students absent	NA	15	9	4		

***Updated on Tuesdays & Fridays

Learning Model : OES face/face OMS/OHS hybrid

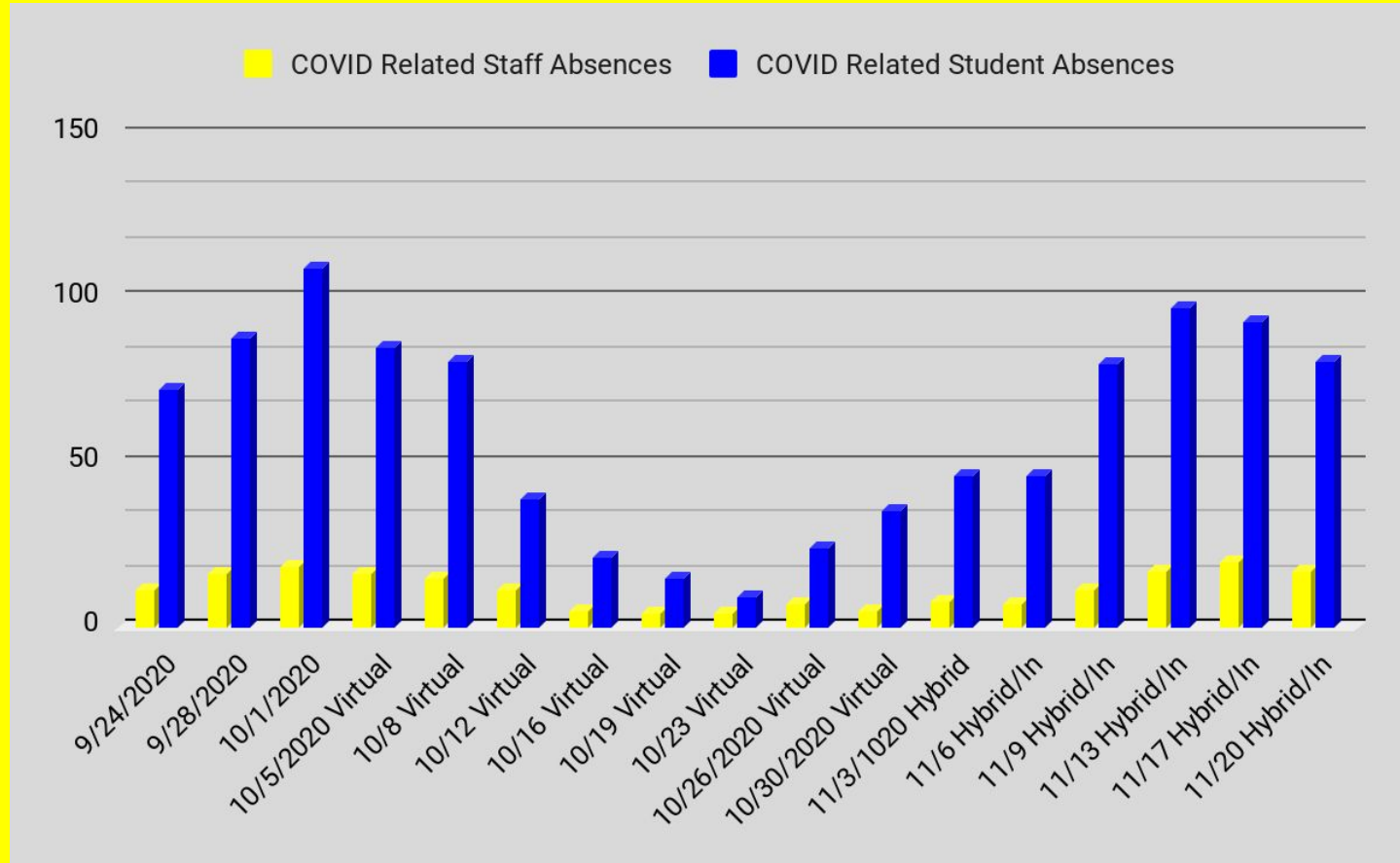
Blue Devil Health Dashboard as of 11/20/2020

		District Other	OES 	OMS/BCA/NWLA 	OHS 	Totals	Trending
STAFF	# of current positive COVID19 cases	0	2	0	0	Total Staff Affected 17	
	# of close contact exposures in quarantine	3	9	0	1		
	# of symptomatic staff absent	0	2	0	0		
STUDENTS	# of current positive COVID19 cases	NA	1	0	1	Total Students Affected 81	
	# of close contact exposures in quarantine	NA	22	8	22		
	# of symptomatic students absent	NA	11	14	2		

***Updated on Tuesdays & Fridays

Learning Model : OES face/face OMS/OHS hybrid

OUSD Staff/Students Bi-Weekly COVID Related Absences



Dashboard Defined



DASHBOARD TERM	TERM DEFINED
Current Positive Cases	The specific number of active confirmed positive cases in a building or entity
Close Contact Exposures in Quarantine	The specific number of individuals that have been deemed a close contact to a positive case by the health department and nursing staff. The amount of time in quarantine (staying at home) is determined by health department recommendations.
Symptomatic Staff/Students Absent	The specific number of students and/or staff that are absent due to COVID related symptoms.